

687 FIX - DISTRIBUTION BOX KIT WITH FIXED POINT THERMOSTATIC MIXING VALVE




SAFETY: Please read carefully the mounting and setting up directions before setting the system going, in order to avoid accidents and failures of the installation caused by an improper use of the product. **Keep this manual for future consultations.**

List and basic technical features of the main components

The components are supplied unassembled: you must assemble them to get the mounted pump unit as shown in the following illustration.

(A) Connection fittings

Angle connection equipped with thermometer, fit for the connection of the security thermostat (optional) and vent valve. The thermometer can be removed to be put into the opposite side, in case of mounting of the pump unit on the right side of the manifold. Ready for the addition of differential bypass valve (optional).



1/2" F connection for by-pass kit (optional)

1/2" F connection for safety thermostat (not included)




Security thermostat (not included)

Safety thermostat with fixed setting temperature 50°C.
Connection 1/2" Male.
NC. 10(1)A/250 VAC.
Maximum temperature: 120°C.
Maximum pressure 80 bar.

(B) Connection to the manifold

Fitting for the connection to the manifold. Three versions are available: straight, eccentric 15 mm and eccentric 30 mm. The eccentric connections allow the connection to manifolds with different centre distances between the supply and the return way.

Supply mixed hot water to the manifold



(C) Circulating pump (for the models that include it)

Synchronous high efficiency circulating pump Wilo Para SC pre wired. The pump motor is shown according to the delivery status. It can be oriented differently according to the installation needs. With the presence of the differential bypass valve kit (optional), the control unit of the pump has to be positioned on the opposite side of the manifolds.

Return from manifold

E

(E) Thermostatic mixing valve

3-way thermostatic mixer with high hydraulic performances (Kvs 4,0) and adjustable temperature 20÷45°C (F3 models) or 35÷60°C (F5 models)

Look it up in the specific instructions sheet included into the package of the mixer.

(D) Swivel connection

The swivel connection makes easier the connection of the return way. Ready for the addition of differential bypass valve (optional).

687 FIX - DISTRIBUTION BOX KIT WITH FIXED POINT THERMOSTATIC MIXING VALVE

Technical features

Maximum working pressure: **10 bar (PN10)**

Maximum inlet temperature for mixing valve: **95 °C**

Connection to the circuit: **1" Male**

Connection to manifold: **1" Male or 1" Nut**

Field of utilization

For power up to 9 kW (with Δt 8 K) and maximum flow 1000 l/h.
(Approximate data calculated with a 6 m nominal lifting power circulating pump)

Kvs value: **3,4 (unit without circulating pump)**

Technical data of circulating pumps

Wilo Para 15/6 SC: 3-43 W ; $I_{max} = 0,40$ A

Wilo Para 15/8 SC: 10-75 W ; $I_{max} = 0,66$ A

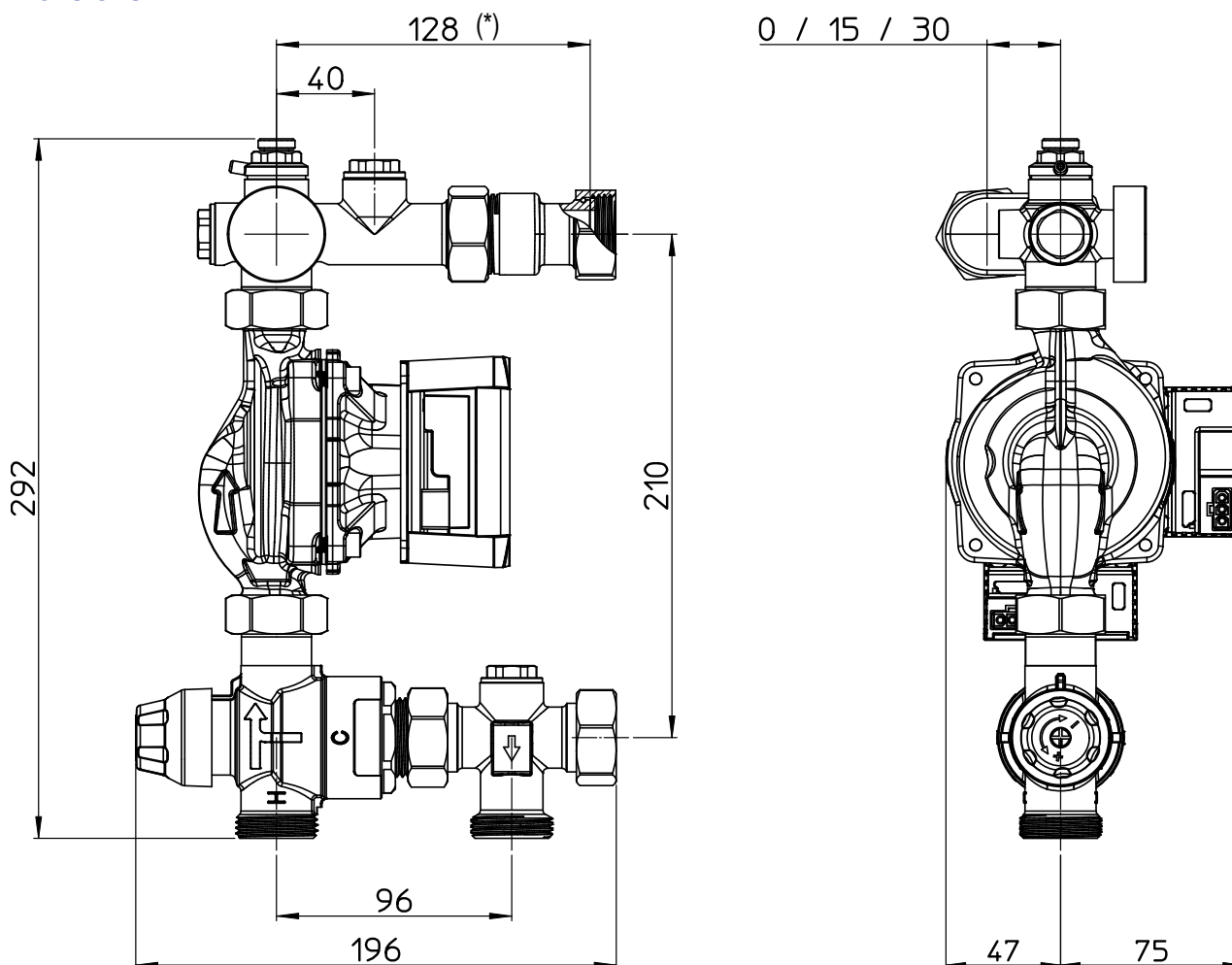
Approximate data for radiant heating installations

Field of regulation	Δt	Approximate power and flow of the installation	Circulating pump	Residual lifting power	Approximate surface of the radiant installation
20÷45°C	8 K	9 kW 1000 L/h	Wilo Para 15/6 SC	5 mH ₂ O	Up to 100 m ²
or 35÷60°C		15 kW 1600 L/h	Wilo Para 15/8 SC	5 mH ₂ O	Up to 150 m ²



Attention: Preventive cleaning of the system is recommended before installing the kit.

Dimensions



(*) the dimension is the same even for the model with 1" Male connection to the manifold